

## Monday: 'Dental Check'

sit still




Each pupil has their own labelled A5 wallet with their own dental mirror.

open mouth




Adult to wear blue gloves and face mask (a new set to be used each session) and show the pupil the '*dental check*' visual support (as shown above).

wear gloves  
and mask




Pupil to sit on a chair. Adult to encourage pupil to open mouth as wide as possible, adult to hold mirror near pupil's open mouth / teeth and briefly look at teeth.

hold mirror



1. sit still
2. open mouth
3. wear gloves (show gloved hands) and mask
4. hold mirror (show mirror)
5. look mouth (hold mirror near teeth/mouth)
6. finished

look mouth



This could be done as part of the tooth brushing session on Monday or at a different time on Monday

finished



To complete the '*Dental Check*', you will need...

Visual Support found in: t drive > Boardmaker > BM resources

> PDFs for printing > health check visual support > *Dental Check* (Official)

Blue Gloves and Hygiene Mask

Individual Pupil Dental Mirrors in named zipped wallets (there are some small acrylic mirrors that pupils can use to look at own teeth after the prep routine or before)

Adult to clean hands following the NHS Handwashing Guidance prior to beginning '*Dental Check*' prep